

Your Right Choice



# CHERNIHIV REGION-

YOUR  
RIGHT CHOICE

Your Right Choice



## BRIEFLY ABOUT CHERNIHIV REGION

Area - 31,9 thousand sq. km

Total length of borders with the Russian Federation and the Republic of Belarus– 426 km

Distance from Chernihiv to the capital of Ukraine (Kyiv) and Boryspil International Airport -150 km



LU AD MC LI VA MT

Your Right Choice



## BRIEFLY ABOUT CHERNIHIV REGION

**Bryansk – 350 km**

**St. Petersburg -1060 km**

**Minsk – 404 km**

**Gomel – 102 km**

**Kyiv – 150 km**

**Odesa – 626 km**

**Lviv – 700 km**

**Moscow  
733 km**

**Kharkiv – 488 km**

**Simferopol – 907 km**

**Railways  
893 km**

**Interstate highways  
311,1 km**

**Interstate bus routes**

**Roads of national importance  
1186,5 km**

**River tourist routes**



Your Right Choice



## BRIEFLY ABOUT CHERNIHIV REGION



*Administrative territorial divisions:*

**22 districts and 4 cities of regional subordination – Chernihiv, Nizhyn, Pryluky, Novhorod-Siverskyi**

*Population: 1,1 million people*

**GVA: 21,2 billion hryvnia**

*GVA per person: 19,4 thousand hryvnia*

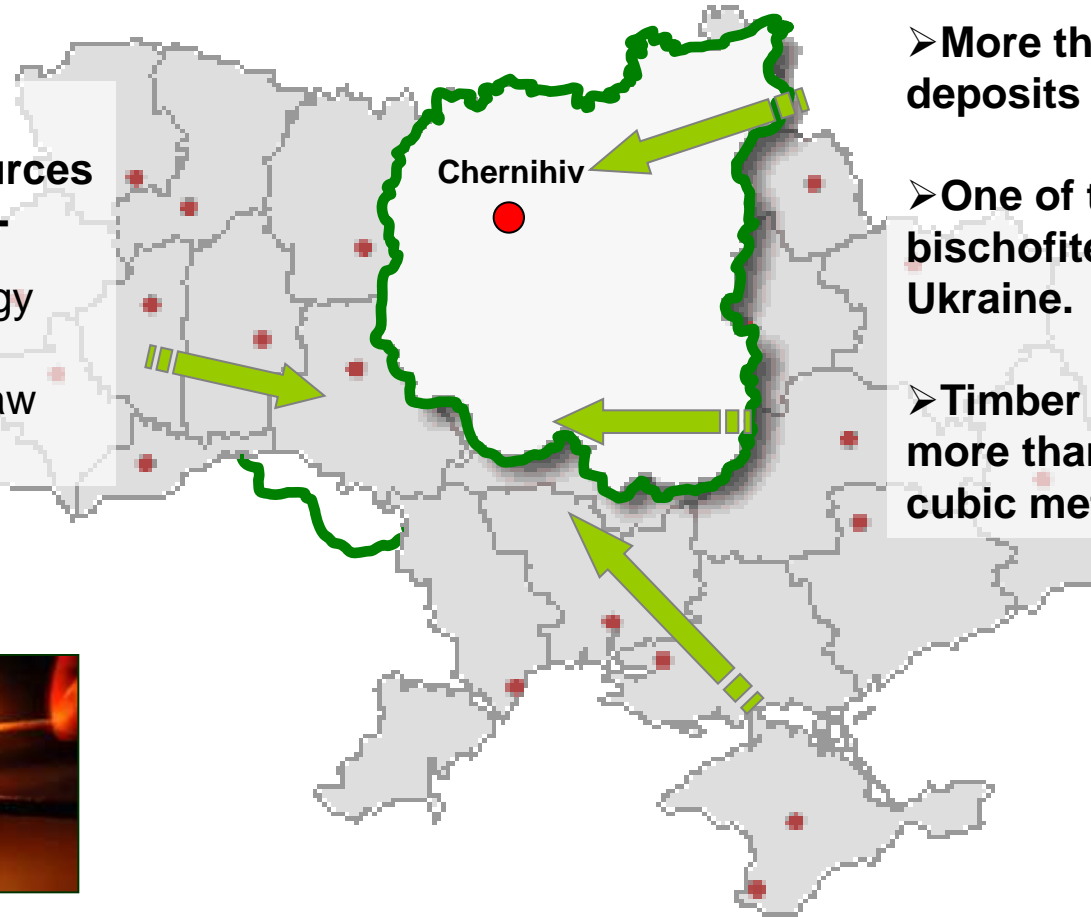
*Export of goods: 555,1 million U.S. dollars*



## Natural resources

The basis of mineral resources of the region—

Fuel and energy resources, construction raw materials.



➤ More than 100 peat deposits are explored.

➤ One of the biggest bischofite deposits in Ukraine.

➤ Timber resources are more than 175,0 million cubic meters.



## BRIEFLY ABOUT CHERNIHIV REGION

### AGRICULTURE

Chernihiv region provides nationwide production of:

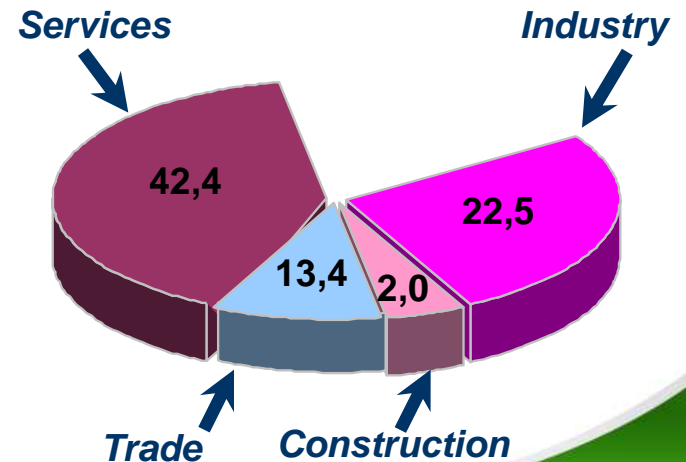
flax fiber – 40%;  
potatoes – 8,4%;  
milk – more than 4%;  
sugar beet – 2,4%.

meat – more than 3%;  
eggs – more than 2%;  
grain – 5,6%;



19,7 %

*The structure of gross value added, %*




Your Right Choice



# BRIEFLY ABOUT CHERNIHIV REGION

## INDUSTRY

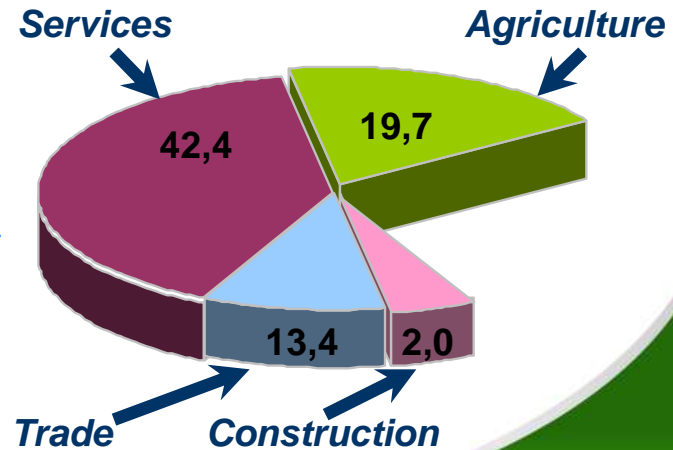
Annually industrial enterprises of the region sell their products to the amount of 1.7 billion U.S. dollars, that is 1.3% of the sales volume of Ukraine



ПЛАНЕТА-ІНКС



The structure of gross value added, %



«Менський сир»



## BRIEFLY ABOUT CHERNIHIV REGION

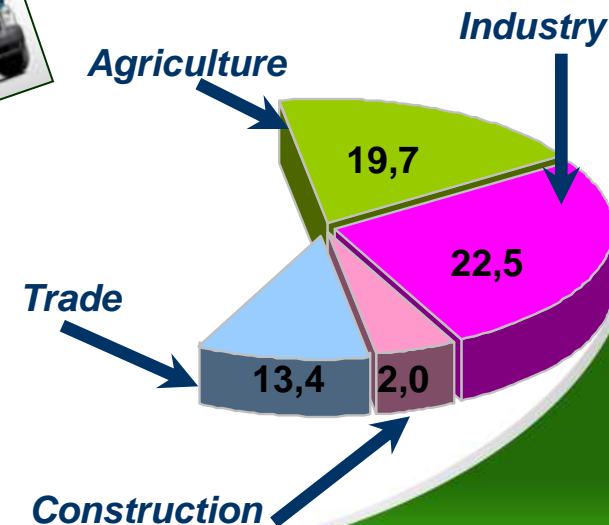
### Services



42,4%



*The structure of gross value added, %*



- ✓ Hotels and restaurants.
- ✓ Transport and communications.
- ✓ Financial activities.
- ✓ Real estate operations, renting and servicing.
- ✓ Public management and providing military security; obligatory social security.
- ✓ Education.
- ✓ Health care and social services.
- ✓ Other community, social and personal service activities.

Your Right Choice



## BRIEFLY ABOUT CHERNIHIV REGION

### Trade

Trade public service is provided by:



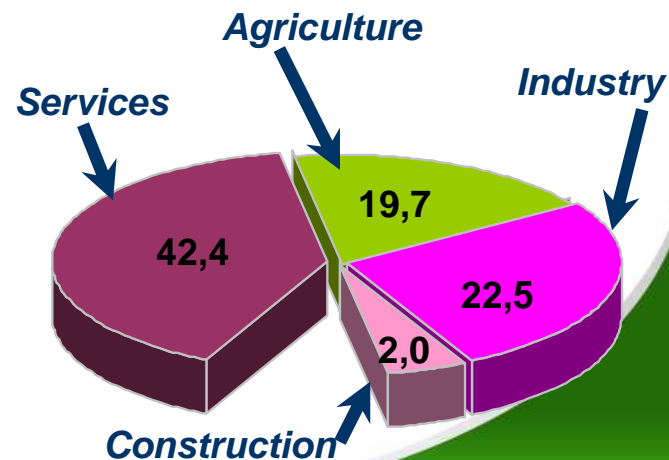
✓ 8 300 retail trade entities.

✓ About 500 wholesale trade enterprises.

✓ 66 markets.



The structure of gross value added, %



Your Right Choice



## BRIEFLY ABOUT CHERNIHIV REGION

### FACILITIES FOR WORKFORCE DEVELOPMENT

***Vocational schools – 20  
(industry – 6, transport – 1,  
service – 4, construction – 1, agriculture – 8)***



***Higher education institutions of the I-II accreditation level  
(technical schools, colleges, specialized schools) – 19 (state and  
municipal forms of ownership – 18, private – 1)***

***Higher education institutions of the III-IV accreditation level  
(universities, institutions of state and municipal forms of  
ownership) – 5***




Your Right Choice



## BRIEFLY ABOUT CHERNIHIV REGION

### TOURISM

- ✓ Many historical monuments, among them 6 – pre-Mongolic period.
- ✓ 3 National conservation areas.
- ✓ 656 objects of natural reserve fund.
- ✓ A wide range of tourist services.
- ✓ The Desna River, crossing the entire region, is one of the cleanest rivers in Europe.
- ✓ Hotel chain.
- ✓ 3 institutions of higher education, training tourism specialists.



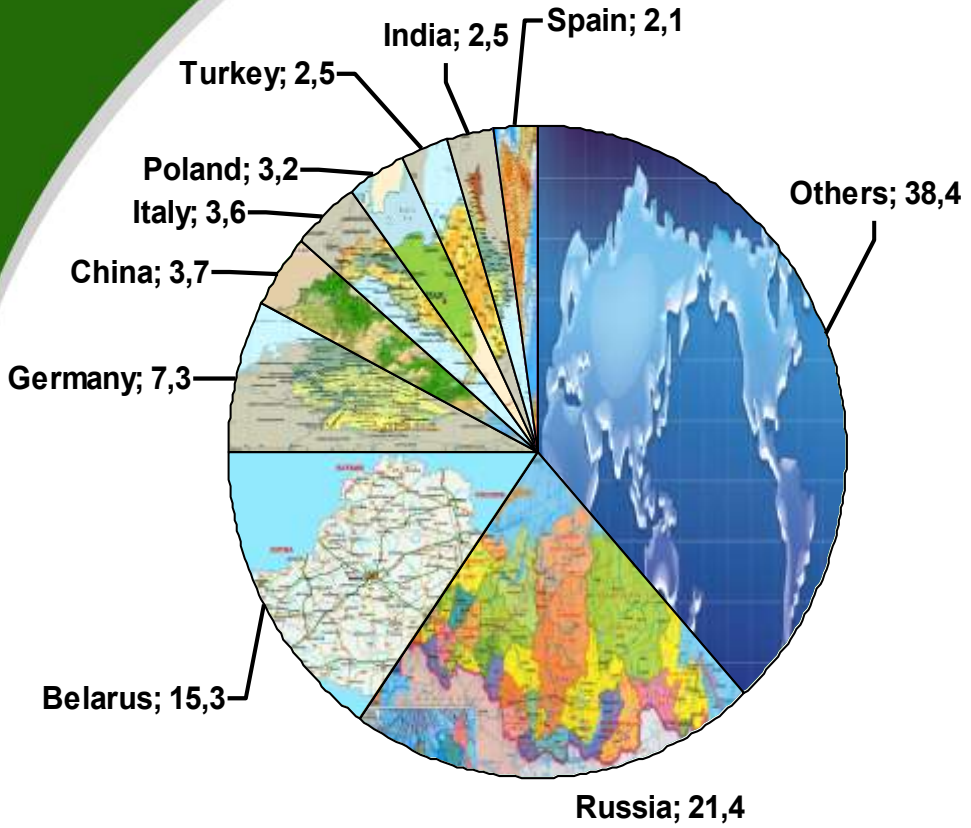
**45 cooperation agreements  
are implemented:**

- ✓ **32** (on economic cooperation) – with regions of the Russian Federation;
- ✓ **5** (on trade-economic, scientific-technical and cultural cooperation) – with regions of the Republic of Belarus;
- ✓ **2** multilateral agreements (*The Agreement on mutually advantageous economic cooperation between Chernihiv region of Ukraine, Gomel region of the Republic of Belarus and Bryansk region of the Russian Federation, 30.06.2002 and The Agreement on creation of the Border Community Euroregion “Dnepr”, 29.04.2003*);
- ✓ One agreement with region of the Republic of Kazakhstan, one - with the Republic of Lithuania, one – with Hungary, one – with the Republic of Macedonia and one – with the Republic of Croatia, Protocol of intent – with China

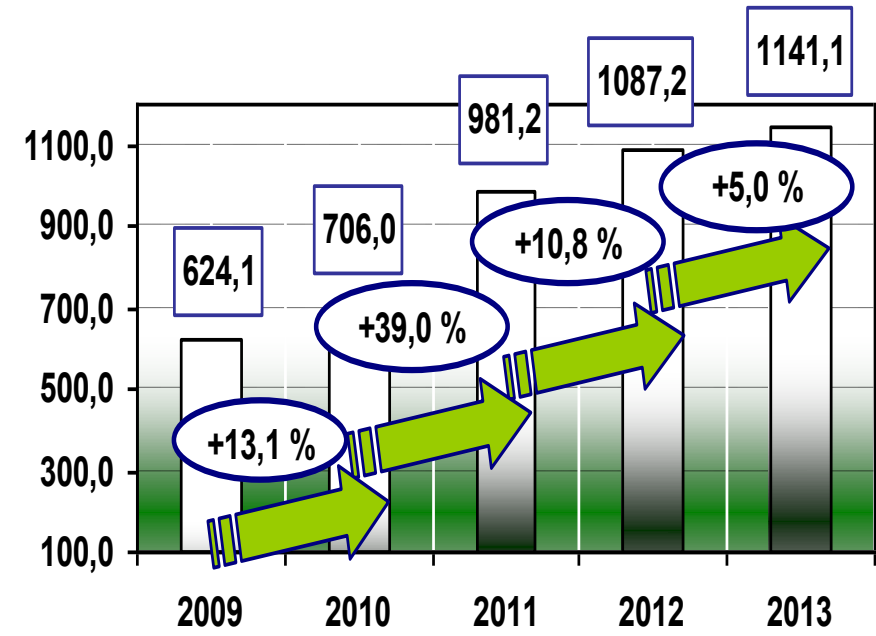


## The foreign trade turnover

(% to the total volume of trade)

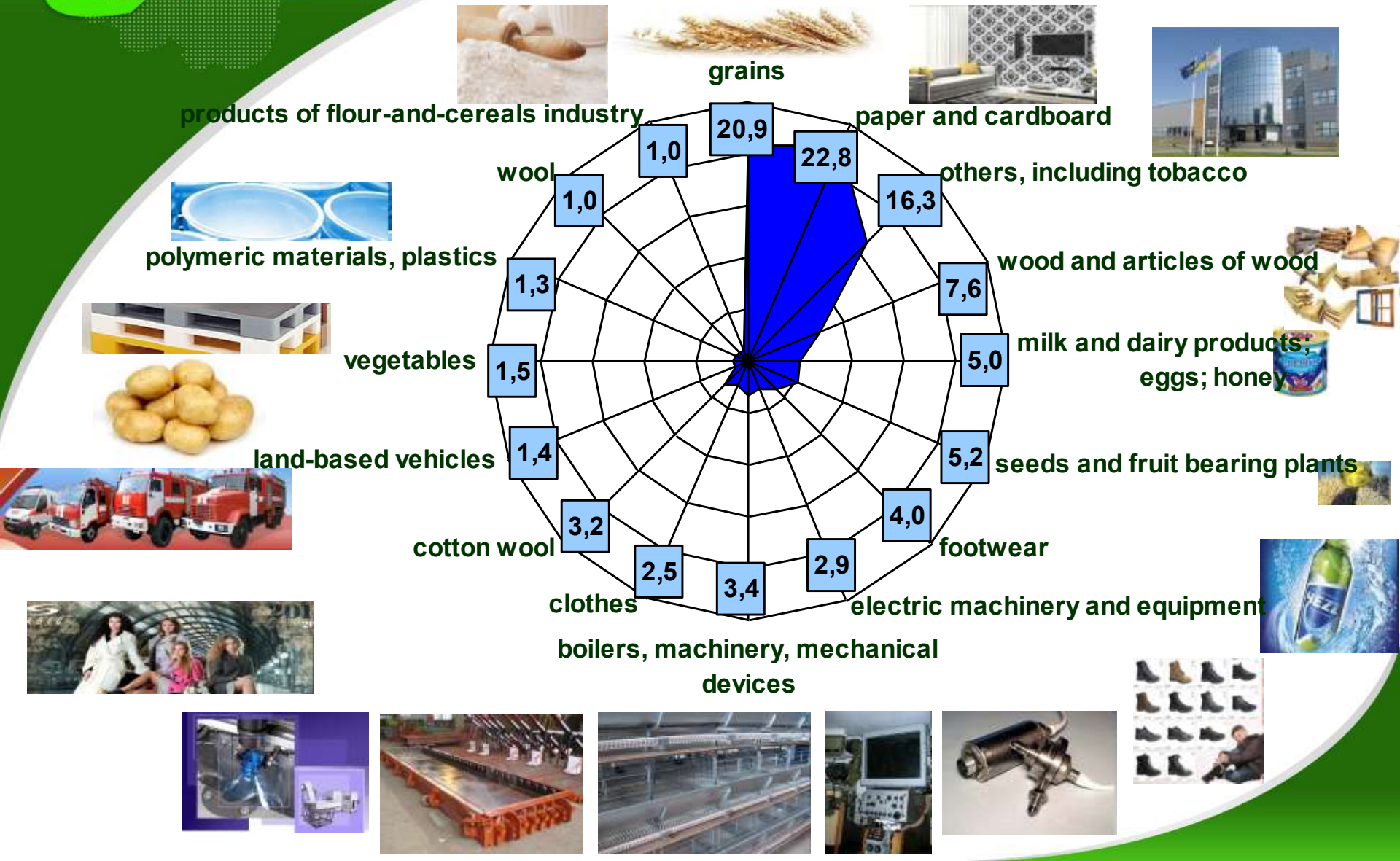


(million U.S. dollars)



OUR WORLD PARTNERS 


The main export commodity groups, %



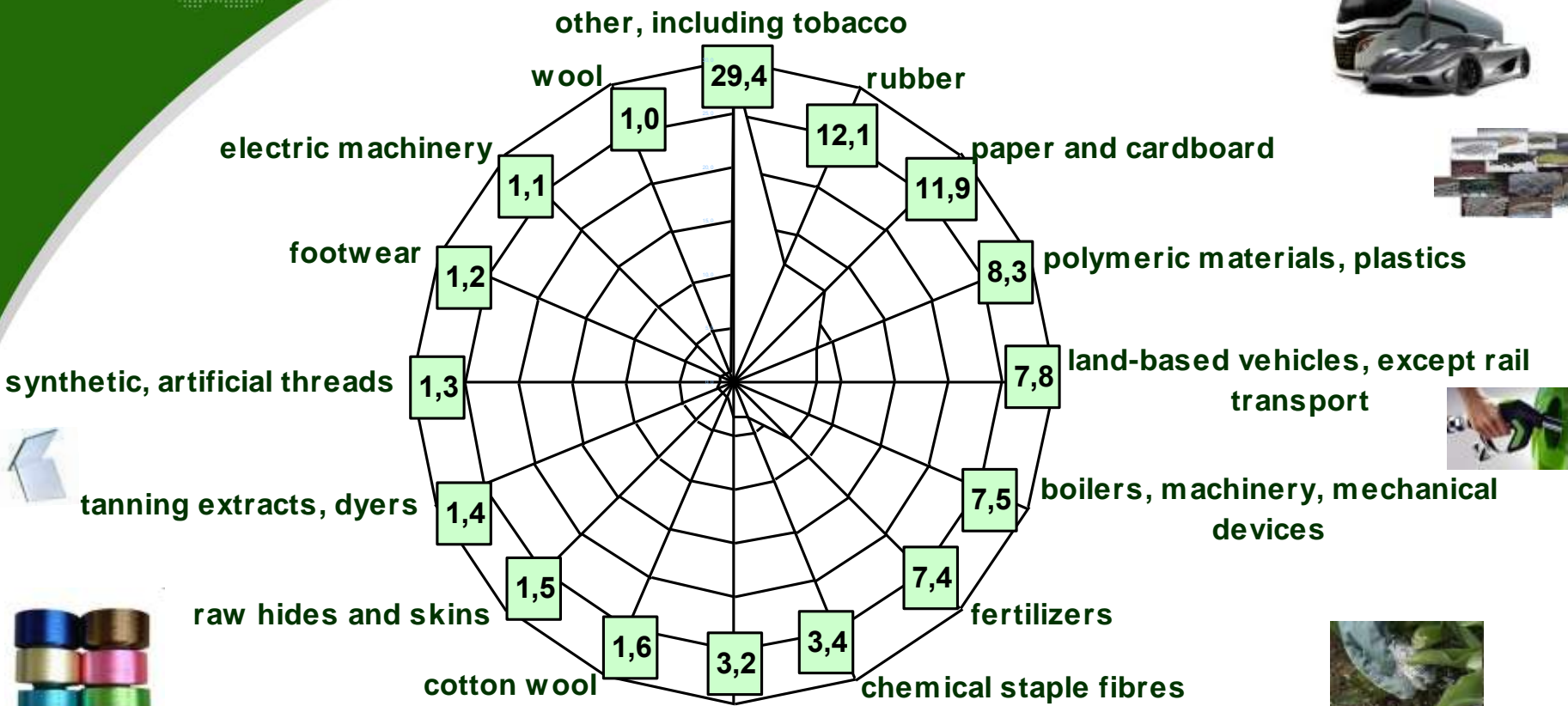
Your Right Choice



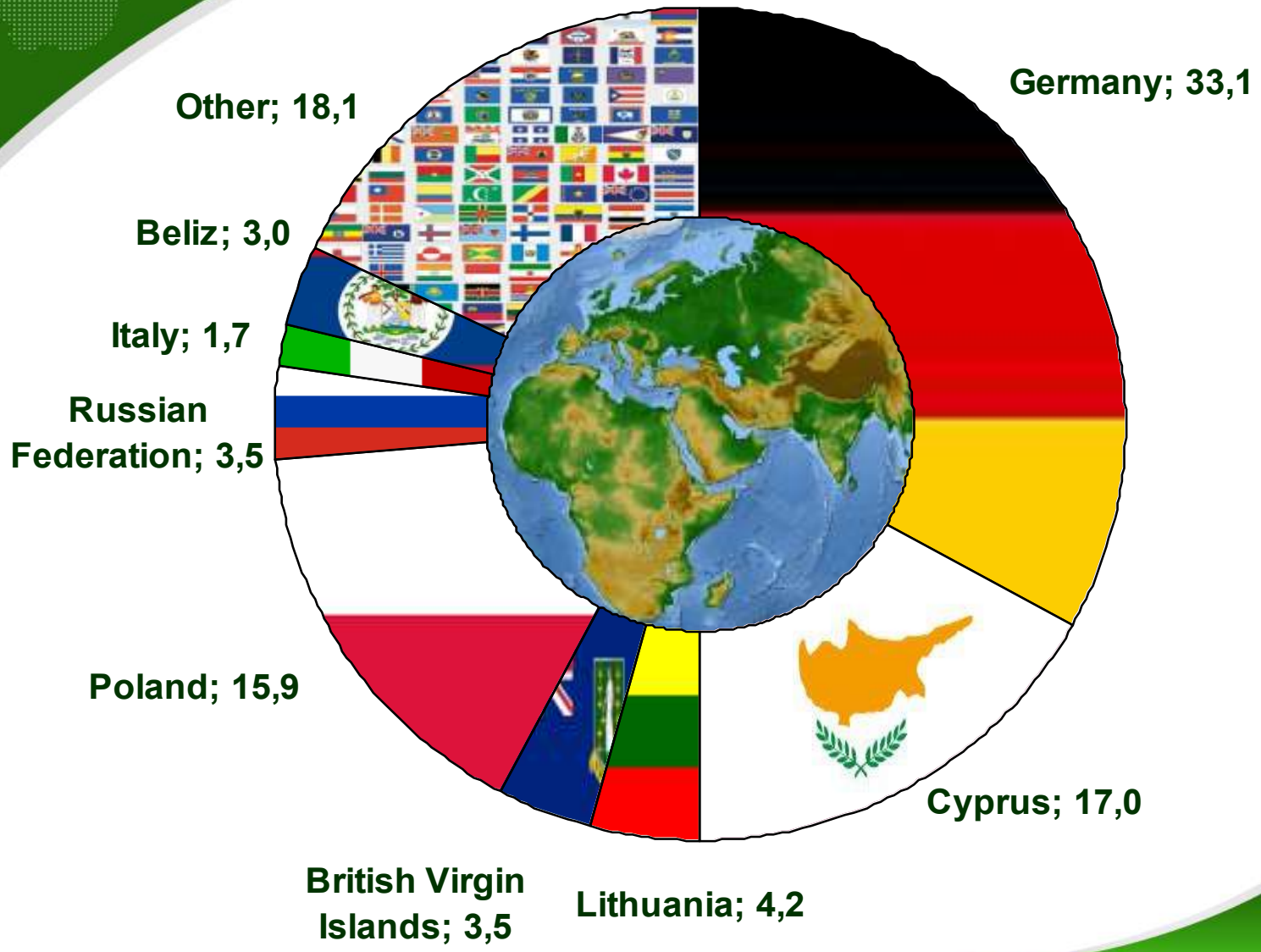
# OUR WORLD PARTNERS



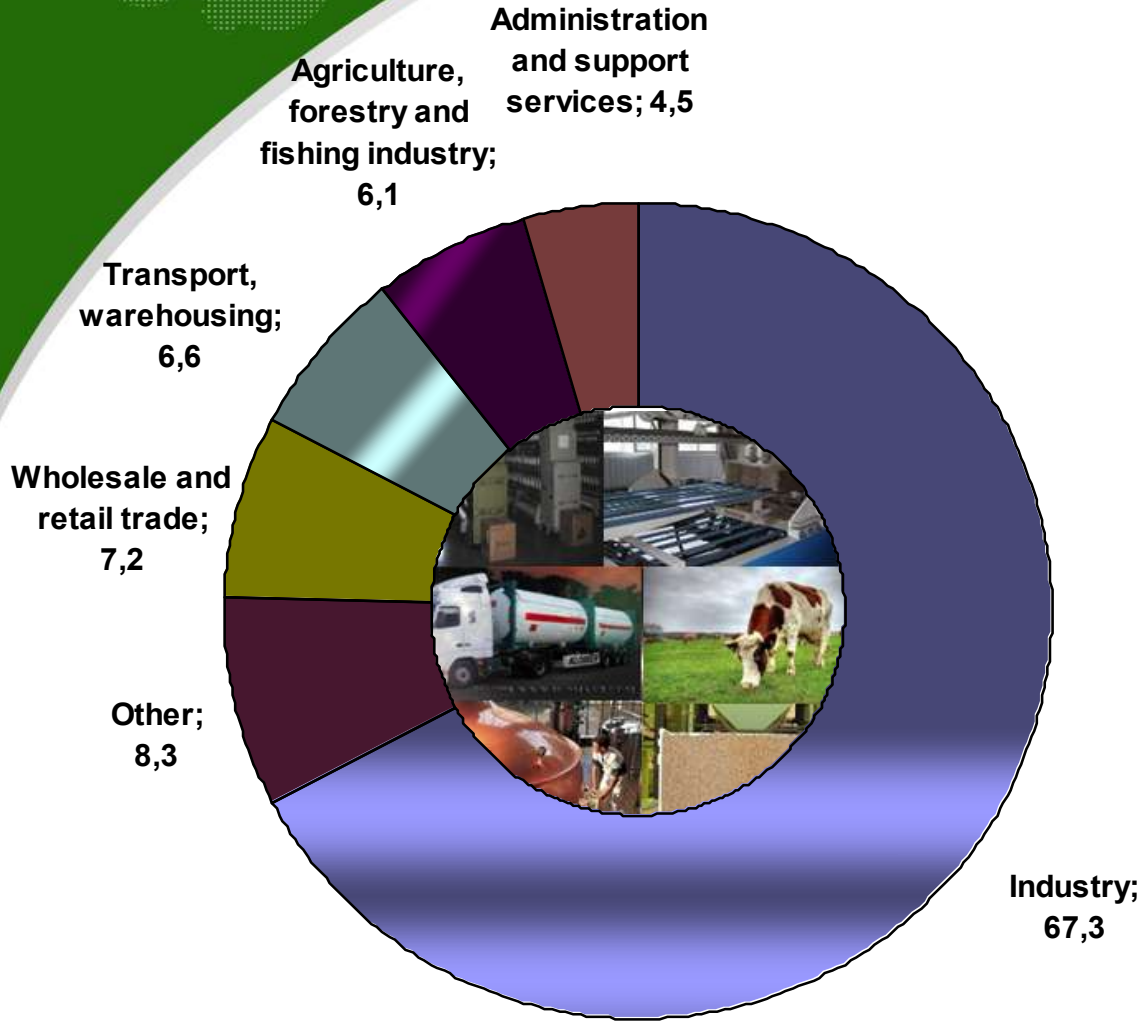
## The main import commodity groups, %



### Foreign direct investments



Foreign direct investments



## Examples of successful investment projects

  
**B.A.T. «Pryluky Tobacco Company Private JSC»**  
 «British American Tobacco»  
 production of tobacco goods  
 created jobs- 896



  
**«Fornetti Ukraine LTD»**  
 production of deep-frozen foods for making hot cakes  
 created jobs- 286




  
**«Ichnia Milk Canning Plant Public JSC»**  
 production of UHT milk and condensed milk premium  
 created jobs- 231



  
**«Plast-Box Ukraine Ltd»**  
 production of plastic packing for keeping and transportation meat, fish, paint, varnish, etc.  
 created jobs- 98




  
**«Mena Pack Public JSC»**  
 production of corrugated cardboard packing  
 created jobs-117



## Examples of successful investment projects




**«Agrikor Holding Ltd»**  
*A diversified agricultural enterprise*  
**created jobs- 480**



**«Papernyansky glass sand quarry Ltd»**  
*Extraction and processing of silica sand*  
**created jobs- 152**



**«Chernihiv industrial milk company Ltd»**  
*A diversified agricultural enterprise*  
**created jobs - 569**



**«Novofil Ltd»**  
*Twining elastomeric yarn for production of underwear and hosiery*  
**created jobs- 95**



**«Adam company Ltd»**  
*Production of non-alcoholic beverages (trademark “Эльбрус”)*  
**created jobs- 95**



## Chernihiv region stakes on the following priorities for investment:



**Agriculture**



**Food and food processing industry**



**Energy-saving and environmentally friendly technologies**



**Tourism**



**Deep processing of natural resources**



**Transport and logistics infrastructure**



**Tourism**



**Deep processing of natural resources**



**Transport and logistics infrastructure**



**Tourism**



**Deep processing of natural resources**



**Transport and logistics infrastructure**

Your Right Choice



CONTACTS ←



***BECOME OUR PARTNER!***



**Chernihiv Regional State  
Administration**

**7 Shevchenko str., Chernihiv,  
Ukraine, 14000,  
tel/fax (+380462)674-656**

**e-mail: [gue@cg.ukrtel.net](mailto:gue@cg.ukrtel.net)**

**<http://www.chernihiv-oblast.gov.ua>**

**<http://cg.gov.ua>**